



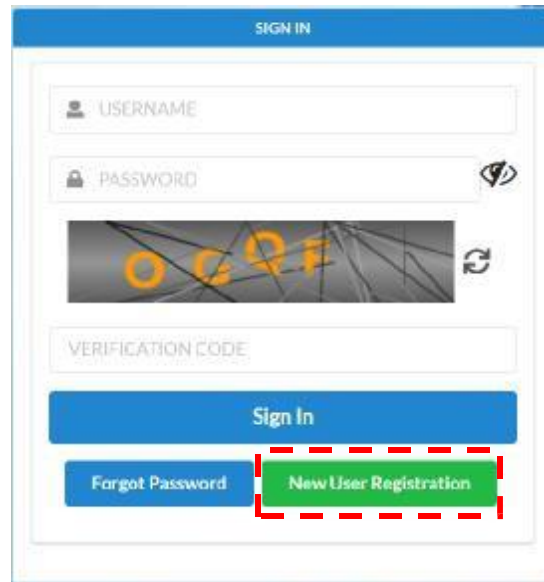
# **TATACARA MENDAFTAR AKAUN PENGGUNA MELALUI PORTAL EZBIZ**

**1 OGOS 2024**

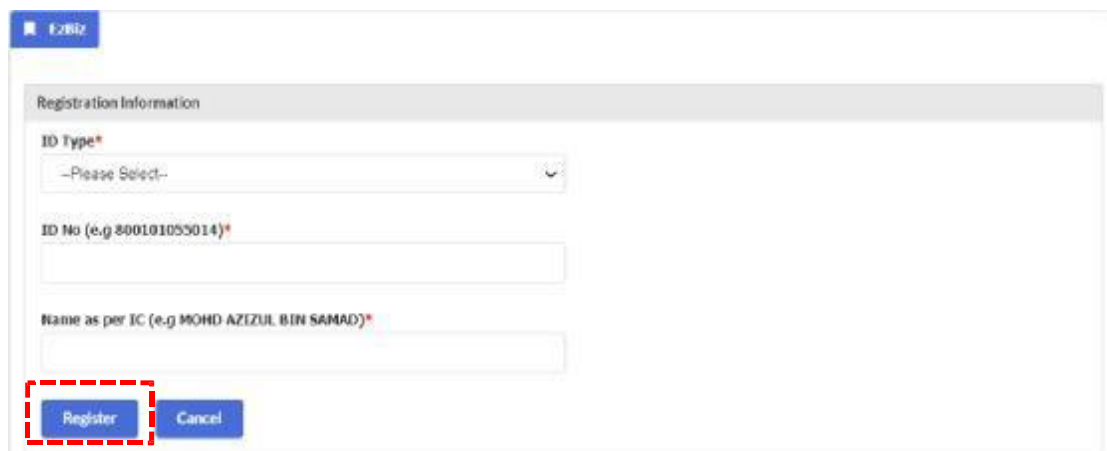
## PERMOHONAN MENDAFTARKAN AKAUN PENGGUNA MELALUI PORTAL EZBIZ

### A. DAFTAR SEBAGAI PENGGUNA PORTAL EZBIZ ([ezbiz.ssm.com.my](http://ezbiz.ssm.com.my))

1. a) Klik "**New User Registration**".



2. a) Isikan semua maklumat yang bertanda (\*).  
b) Selepas selesai, klik "**Register**".



3. a) Isikan semua maklumat yang bertanda (\*).

Registration Information

**Username\***

(Please key in from 5 until 40 character.)

**Password\***



(Password must contain at least one of lower case letters, upper case letters, digits and minimum 6 characters)

**Re-Type Password\***



**Email\***

**Re-Type Email\***

User Information


**Name\***

**ID Type**  **ID No (e.g 800101055014)\***  **Colour\***

**Nationality\***

**Gender\***  FEMALE  MALE

**Date of Birth\***  **Race\***



Residential Address Information

**Residential Address\***

**Postcode\***  **City\***

**Country\***  **State\***

**Mobile Phone No.\***

**Declaration:**  
 I have read and understood the [Protocol on E-Lodgement](#) and agree to the [Terms and Conditions](#) of the system.

- b) Tanda ✓ di bahagian "Declaration".
- c) Selepas selesai, klik "**Save**".

4. Pengguna akan menerima notifikasi e-mel untuk pengaktifan akaun pengguna Ezbiz. Sila hadir ke pejabat SSM yang berdekatan atau kiosk Tap.It untuk pengaktifan akaun pengguna Ezbiz.

**Ezbiz**

• Please be informed that you have registered as an authorized user of EzBiz Portal using LoginId **HELENASUL**. Kindly check your email account: [helenasu@gmail.com](mailto:helenasu@gmail.com) for further details.

Please proceed with the following steps for Ezbiz user account activation:

1. For ID activation, please go to the nearest SSM's Office for the safety purpose of Ezbiz Online User.  
**OR**
2. Kiosk Tap. It.  
(Please refer location Kiosk tap.it at Kiosk tap.it)

Please refer user manual (Ezbiz ID Activation) in Ezbiz portal for more details.

Should you have any queries or require any further information please contact SSM Hotline at [03-7721 4000](tel:03-77214000) or e-mail us [atenquiry@ssm.com.my](mailto:atenquiry@ssm.com.my).

Thank you.

# TATACARA PENGAKTIFAN AKAUN EZBIZ DI KIOS



Langkah 1 - Sentuh skrin untuk mulakan transaksi.



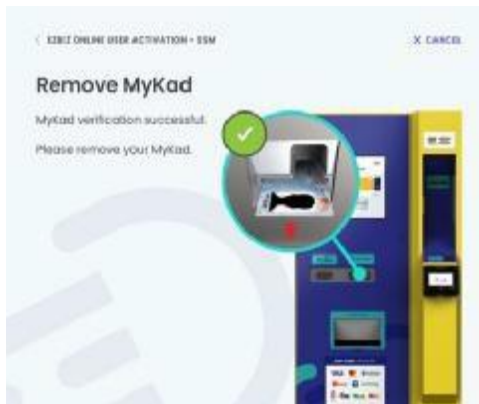
Langkah 2 - Pilih transaksi "Ezbiz Online Activation".



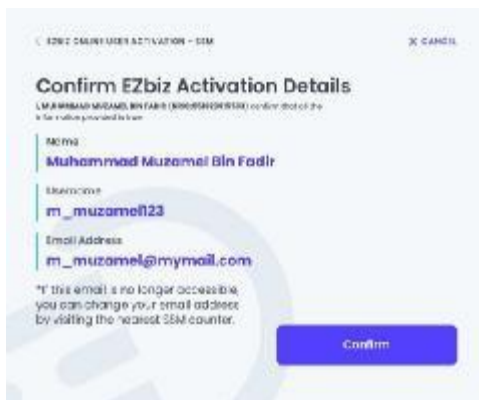
Langkah 3 - Masukkan MyKad di slot seperti di gambar.



Langkah 4 - Imbas ibu jari.



Langkah 5 - Keluarkan MyKad.



Langkah 6- Sekiranya maklumat yang dipaparkan tepat, sahkan transaksi dengan menekan butang "confirm". Sekiranya terdapat ralat di maklumat, sila berhubung pegawai SSM di kaunter.



Langkah 7 - Maklumat pengaktifan akaun Ezbiz yang telah berjaya akan dipaparkan di skrin. Klik butang "Done" untuk mengakhiri transaksi.